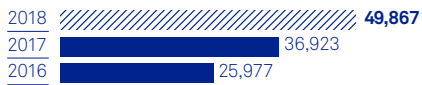


2018 Highlights

Production within guidance, strong profitability, cash flow & balance sheet

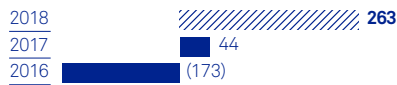
WI production within guidance

49,867 boepd ↗



FY 2018 profit before tax

US\$263m ↗



Gas revenues at record levels

US\$156m ↗



Low unit production opex

US\$5.77/boe ↘



Strong cash flow from operations

US\$502m ↗



Net WI domestic market supply

145 MMscfd ↗



Capital investment

US\$88m ↗



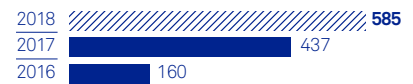
Gross debt

US\$450m ↘



Cash position

US\$585m ↗



Strategic report

1

| | |
|-------------------------------------|----|
| The Seplat difference | 2 |
| Financial strength | 2 |
| Production capabilities | 4 |
| Diverse portfolio | 6 |
| At a glance | 8 |
| Chairman's statement | 10 |
| Chief Executive Officer's statement | 14 |
| Our business model | 18 |
| Market overview | 22 |
| Strategy | 30 |
| Special feature | 32 |
| Key performance indicators | 40 |
| Additional performance metrics | 42 |
| Risk management | 44 |
| Principal risks and uncertainties | 48 |
| Operational overview | 52 |
| Financial review | 58 |
| Corporate social responsibility | 62 |

Governance

68

| | |
|--|-----|
| Chairman's overview | 70 |
| Board of Directors | 72 |
| Corporate governance report | 76 |
| Board Committee reports | 82 |
| Statutory Committee report | 94 |
| Directors' remuneration report | 95 |
| Report of the Directors | 109 |
| Statement of Directors' responsibilities | 114 |

Financial statements

115

| | |
|---|-----|
| Independent auditors' report | 116 |
| Consolidated statement of profit or loss and other comprehensive income | 119 |
| Consolidated statement of financial position | 120 |
| Consolidated statement of changes in equity | 121 |
| Consolidated statement of cash flows | 122 |
| Notes to the consolidated financial statements | 123 |
| Consolidated statement of value added | 193 |

| | |
|---|-----|
| Consolidated five-year financial summary | 194 |
| Consolidated supplementary financial information (unaudited) | 195 |
| Separate statement of profit or loss and other comprehensive income | 197 |
| Separate statement of financial position | 198 |
| Separate statement of changes in equity | 199 |
| Separate statement of cash flows | 200 |
| Notes to the separate financial statements | 201 |
| Separate statement of value added | 267 |
| Separate five-year financial summary | 268 |
| Separate supplementary financial information (unaudited) | 269 |

Additional information

271

| | |
|--|-----|
| Payments to governments (unaudited) | 272 |
| Notice of sixth Annual General Meeting | 273 |
| General information | 274 |
| Glossary of terms | 275 |